

Kentucky

Bullitt | Henry
Jefferson | Oldham
Shelby | Spencer
Trimble

Indiana

Clark
Floyd

KIPDA 2020 ANNUAL REPORT

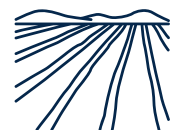


TABLE OF CONTENTS

Introduction

01

Financial Report

07

Social Services

09

Community & Economic
Development

15

Transportation

17

LETTER FROM THE EXECUTIVE DIRECTOR

Jarrett Haley, Executive Director

“Never let a good crisis go to waste.” ~ Winston Churchill

It goes without saying that KIPDA, like the rest of the world, has faced an unprecedented crisis in 2020. The challenges presented by COVID-19 have forced us all to adapt but I'd like to take this opportunity to applaud the efforts of this agency in ensuring the effectuation of our mission and continuation of services to our clients and region over the course of this year.

As advised by Churchill in the above quote, KIPDA staff have embraced the circumstances of this crisis and have relied upon our agility to evolve – often daily – as we seek to develop and implement solutions that address the needs of those we serve.

Area Development Districts, including KIPDA, have always been a vital source of information and service provision in our communities and the events of this past year make the importance of regionalism even more apparent. I am so proud of the way this agency has remained focused on current needs while also analyzing the impacts of this changing landscape, allowing us to identify ways we can modify operations to improve the agency's efficiency now and moving forward.

KIPDA's accomplishments would not be possible without the leadership and guidance of our Board of Directors; support from our locally-elected officials, state Legislators and members of Congress; strong working relationships with our state funding partners; and help from a myriad of other allies across Kentucky and Indiana.


We sincerely appreciate the engagement of each and every individual who has been a part of KIPDA's efforts to improve lives across the region, and I want to personally thank you for your service to your community.

As we continue to navigate this global pandemic and its accompanying challenges, our top priority, as always, is the health and safety of our employees and clients as we remain focused on the sustainability and growth of our agency's positive impact in the region. All things considered, KIPDA's accomplishments in 2020 are remarkable, and I am proud of each and every effort made while we are all also managing the pandemic's toll on our personal lives.

We remain in this together and once again, I thank you for your professionalism and perseverance in the face of a crisis.

Sincerely,

Jarrett Haley



LETTER FROM THE BOARD CHAIRMAN

Byron Chapman, Board Chair

In 2019, when I accepted the role of 2020 Chairman of the Board of Directors of the Kentuckiana Regional Planning and Development Agency, I could not imagine what the agency would be faced with this year. The 2020 pandemic made for a challenging year of Zoom meetings, reduced staff, and more importantly, reduced funding. However, I'm proud to say that we persevered. Working together, and within the limitations of the pandemic, we successfully navigated the course to continue to better prepare for our future and provide vital services to our citizens. All of us can be proud of our accomplishments in this regard this year.

I would like to thank our entire Board of Directors and staff. Executive Director Jarrett Haley, Board Officers, and Committee Chairs, your expertise and dedication during such a difficult year has been truly exemplary, and very well appreciated. Without you, there would be no progress.

Again, I am extremely proud of the work that this agency has accomplished this year. Thank you for all serving, and for helping to make my job easier in the process. It has been my pleasure to serve as your Board of Directors Chair, 2020.

Sincerely,

Byron Chapman

Mayor

City of Middletown



THANK YOU TO OUR 2020 BOARD MEMBERS

Kevin Baity

John Black

Bernard Bowling

John Logan Brent

Shawn Carruthers

Byron Chapman

Beverly Chester-Burton

Jack Coffman

Bill Dieruf

David Eaton

Greg Fischer

Jeff Gahan

Keith Griffie

Treva Hodges

Dan Ison

Mike Moore

Todd Pollock

John Riley

Joe Robinson

Jerry Summers

Jim Travis

David Voegele

SPECIAL THANKS TO OUR 2020 BOARD OFFICERS

Byron Chapman, Mayor of Middletown, 2020 Chairman

Kevin Baity, Clarksville (IN) Town Manager, Vice Chairman

David Voegele, Oldham County Judge-Executive, Secretary & Treasurer

John Riley, Spencer County Judge-Executive, 2019 Chairman



REGION OVERVIEW

The Kentuckiana Regional Planning and Development Agency (KIPDA) serves Bullitt, Clark, Floyd, Henry, Jefferson, Oldham, Shelby, Spencer, and Trimble counties.

1.2M
PEOPLE



7.5%
POPULATION
INCREASE 2020-2040



126
CITIES



9
COUNTIES



WHAT IS KIPDA?

Area Agency on Aging & Independent Living

The state has designated KIPDA as an Area Agency on Aging and Independent Living (AAAIL). As an AAAIL, KIPDA addresses the needs of older persons and those with disabilities at the regional level.

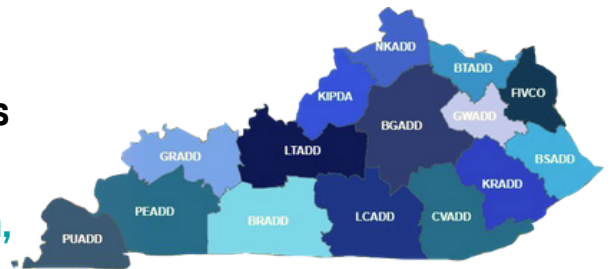
Counties include: Bullitt, Henry, Jefferson, Oldham, Shelby, Spencer & Trimble



Area Development District

KIPDA is one of fifteen Area Development Districts (ADD) in KY. As an ADD, KIPDA represents the multi-county planning district and provides critical resources to local counties and cities.

Counties include: Bullitt, Clark, Floyd, Henry, Jefferson, Oldham, Shelby, Spencer & Trimble



Metropolitan Planning Organization

KIPDA serves as the Metropolitan Planning Organization for Greater Louisville. As an MPO, KIPDA is the designated decision-making body that is responsible for carrying out the metropolitan transportation planning process as defined by the current federal transportation act.

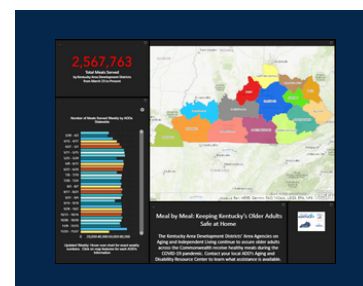
Counties include: Bullitt, Clark, Floyd, Jefferson, & Oldham

PUBLIC ENGAGEMENT

In the last few years, KIPDA has focused on expanding public engagement opportunities via social media, web pages, surveys, and mapping platforms. These efforts are especially pertinent during the COVID-19 pandemic, which has drastically limited our agency's ability to connect with the public in person. Here are some examples of these efforts:

Meals Dashboard

During spring 2020, the GIS Division created the meals dashboard to demonstrate the meals ADDs have provided for older adults and those with disabilities during the COVID-19 pandemic. This map is used by KIPDA, state agencies, and other ADDs across the state. Meal numbers are updated weekly.



Project & Employee Spotlight

Since 2019, KIPDA has expanded its presence on social media and now has Instagram and LinkedIn accounts. KIPDA regularly features staff and project spotlights on its Facebook, Instagram, and Twitter accounts in order to explain the diversity of work our staff does for the KIPDA region.

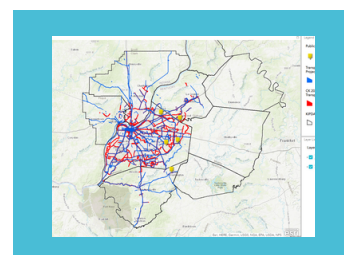


Public Hearing via Survey

Because of the COVID-19 pandemic, KIPDA staff had to think creatively about how to solicit feedback from the public on project applications without holding in-person hearings. For two Land and Water Conservation grant applications, KIPDA Community & Economic Development staff launched public comment surveys after receiving permission from the Department for Local Government. Shelby County's Mose Dale Park application received over 50 comments and Spencer County's Ray Jewell Park application elicited over 100 comments. These were the highest numbers of public comments that KIPDA CED staff had ever seen, and staff will continue to offer the survey option in conjunction with public hearings after the pandemic subsides.

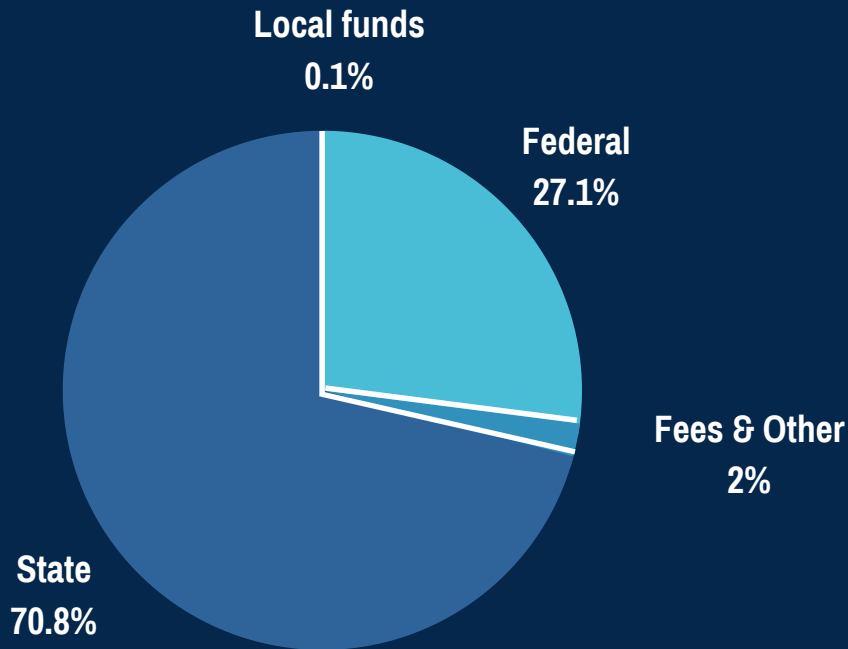
Transportation Public Participation Webpage

The Division of Transportation's new public participation webpage was created to identify the many options available for the public to connect with Transportation Staff. The webpage includes contact information, Division of Transportation email registry, technical and policy committee meeting information, an interactive map for the public to note location-specific concerns or ideas, and links to current partner agency transportation initiatives.



FINANCIAL REPORT

2020 Funding Breakdown



Federal, state, local, and other sources fund KIPDA's programs.

Fiscal Year 2020 Expenses

Social Services
\$18.9 M

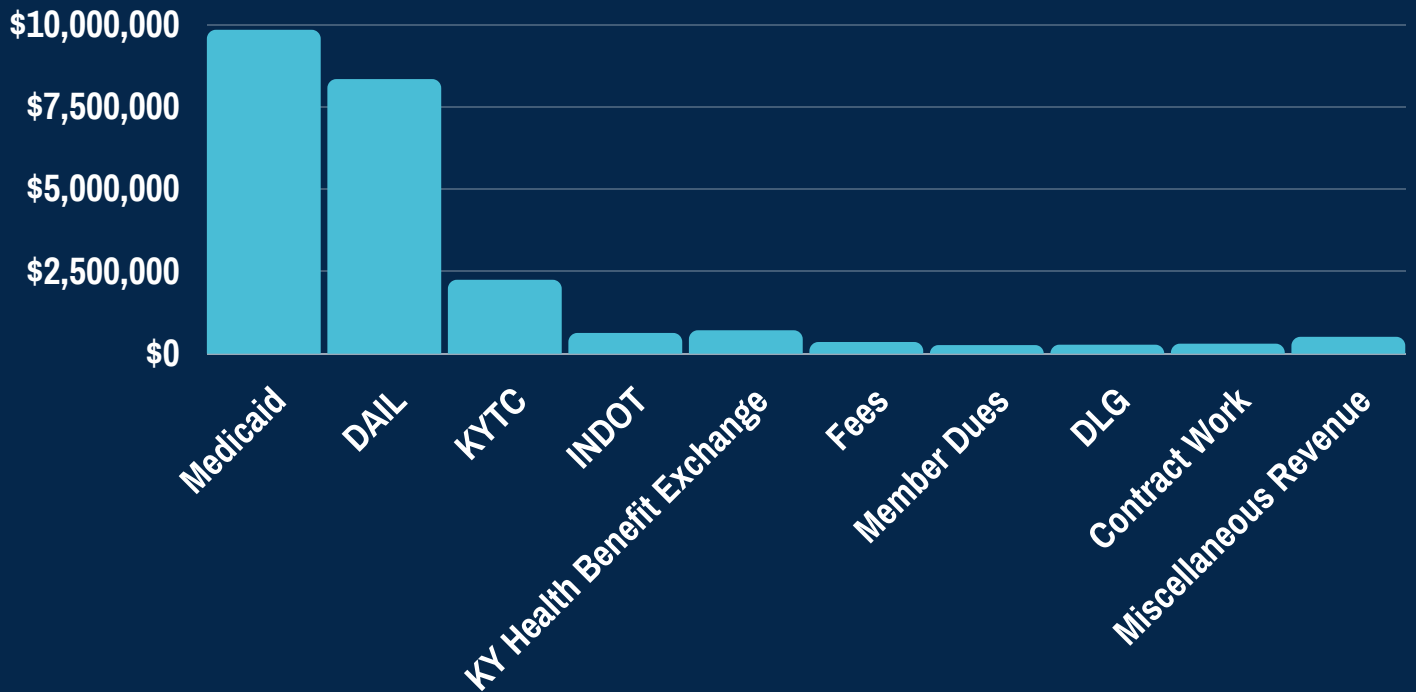
Transportation
\$3.5 M

**Community &
Economic
Development**
\$452,590

**General
Funds**
\$368,281

All information is subject to audit.

Fiscal Year 2020 Revenues



Medicaid	\$9,823,529
KY Department for Aging and Independent Living	\$8,326,000
KY Transportation Cabinet	\$2,228,990
KY Division of Health Benefit Exchange	\$695,033
IN Department of Transportation	\$613,547
Fees	\$338,305
Member Dues	\$244,568
KY Department for Local Government	\$256,496
Contract Work	\$287,625
Miscellaneous Revenues	\$496,048

SOCIAL SERVICES

2020 by the numbers

Medicaid Waivers

\$18 M 

Medicaid cost savings

On average, a nursing facility costs around \$72,000 per person/per year for a Medicaid recipient. KIPDA Social Services helps nursing facility eligible participants receive care in their own homes for about \$23,000 per person/per year. Therefore, this program yielded approximately \$18 million in Medicaid cost savings in 2019.

In-Home Services

579 

Homecare cases managed

The Homecare program helps persons aged 60 and over to remain in their homes and avoid premature placement in long-term facilities. In 2020, the Homecare program managed 579 cases.

Family Caregiver Program

1,000+ 

Caregivers assisted

KIPDA provides several types of services through the National Family Caregiver Program: individual counseling, organization support groups, caregiver training, respite care, information services, and home modifications. This program also provides vouchers for medical supplies and caregiver breaks. KIPDA answers thousands of calls from caregivers yearly and assists clients in multiple ways.

Transportation Services

31,707 

Non-Emergency Medical & Center Trips

KIPDA's Transportation Voucher program helps pay for transportation to medical appointments by using a self-directed personal assistance model. KIPDA helped provide 31,707 trips in 2020.

Assister Program

**20,524****People received assistance**

The Assister Program is comprised of health insurance assisters throughout the community to assist an individual with enrollment into plans located in the Health Benefit Exchange. In 2020, KIPDA employees assisted 20,524 community members with obtaining health insurance.

Senior Centers

**35,235****Supportive Services clients**

KIPDA funded senior centers provide a wide range of supportive services that enhance quality of life and promote healthy, positive, and active aging. General services include, but are not limited to advocacy, counseling, education, health and wellness programs, telephone reassurance, and more. In 2020, 35,235 seniors received one or more of these services.

Nutrition Program

**336,040****Meals served**

The nutrition program provides balanced meals to individual 60 years of age and over along with their spouses. In 2020, the network of providers served 336,040 home delivered and congregate meals.

State Health Insurance Assistance Program

11,970**People received assistance**

SHIP counselors provide educational assistance and counseling to an individual or their caregiver, who are eligible for Medicare. KIPDA provided 11,970 people with Medicare information assistance in 2020.

Aging & Disability Resource Center

11,712



People receiving assistance

An ADRC Specialist assists community members with: understanding and navigating available long-term care options, applying for programs such as in-home services, Medicaid waivers, non-emergency transportation, caregiver programs, and many more. In 2020, KIPDA provided assistance to 11,712 people.

Grandparents Raising Grandchildren

688



Grandchildren receiving assistance

This program provides assistance in gaining access to services, counseling, information about support groups and caregiver training, and financial assistance for grandparents raising grandchildren. In 2020, 688 grandchildren benefited from the assistance their grandparent(s) received.

Health Promotion & Disease Prevention

1,268

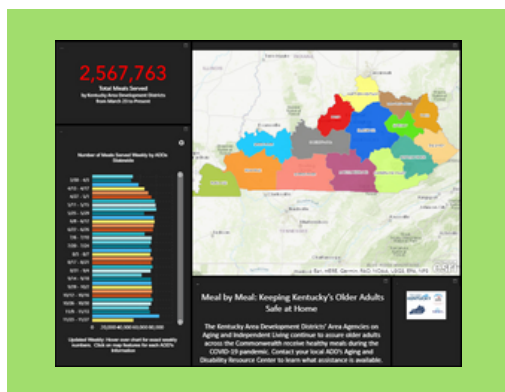
Sessions



This program coordinates with senior centers, social services, agencies, and more to promote evidence-based programs. KIPDA coordinated 1,268 sessions for older adults in 2020.

Social Services Program Highlight

On March 6th, 2020 Governor Andy Beshear declared a State of Emergency after the first case of COVID-19 was confirmed in Kentucky. After the Declaration was announced, KIPDA began implementing emergency plans and procedures to maintain services and protect the community members in Jefferson, Bullitt, Oldham, Henry, Trimble, Spencer, and Shelby County. COVID-19 is most harmful to older adults, especially those with compromised immune systems, diabetes, respiratory disease, heart, lung, and kidney disease. As the designated Area Agency on Aging, KIPDA and contracted community providers serve thousands of the most vulnerable adults in the region. In order to assure that these older adults remained healthy, safe, and well in their homes KIPDA's network of providers rose to the unprecedented challenge. The most critical need was to assure their nutrition. In order to assure the older adults in the community's nutritional needs were met as they stayed in their homes the network rallied together, then created and implemented a plan to assure those needs were met by home delivery or drive-thru pickup lines. Since March 23rd of 2020 over 320,000 meals have been provided in the KIPDA region. There has been over 2.5 million meals served in total across the state of Kentucky through all 15 Area Agencies on Aging. This incredible feat could not have been accomplished without countless volunteers and the tireless efforts of Jewish Community Association of Louisville, Louisville Metro Government, Masterson's Food and Drink, Multipurpose Community Action Agency, Tri-County Community Action Agency, Wheels, community volunteers, and KIPDA staff.



320,000

Meals served in the
KIPDA region since
March 2020

2.5 M

Meals served by all 15
Area Agencies on Aging
in Kentucky since
March 2020

KIPDA Special Projects

KIPDA Special Projects work to enhance and support services for older adults in the KIPDA region by implementing innovative community projects through provider relationships, grants, partnerships, and much more.

Project Echo

Project Echo (Extension for Community Healthcare Outcomes) is a guided-practice model from the University of New Mexico that seeks to reduce health disparities in rural and under-served communities through virtual clinics. KIPDA is partnering with the Trager Institute at University of Louisville and other ADDs across the state to implement Project Echo virtual clinics that cover topics ranging from dental care to sexual health. These sessions aim to reach a variety of professionals, who provide services to older adults in rural communities.

370

People reached via
Project Echo

59

Attendees during KIPDA
& GRADD clinic

47

Attendees during KIPDA
& Big Sandy clinic

Geriatric Workforce Enhancement & Behavioral Workforce Education and Training

This program is funded by Health Resources and Services Administration, and KIPDA partners with the Trager Institute to lead the initiative.

Works to address:

- Need to train health care workforce
- Lack of supportive rural environment for rural seniors

595
Students

Meals on Wheels & Humana Project

This program pairs home delivered meals with Friendly Visiting to help address both social isolation and hunger.

In 2019, the program provided 470 meals. However, during the COVID-19 pandemic, need for meals increased substantially. Meals on Wheels answered this need and served 4,322 meals during 2020.

4,322

Meals served
in 2020



Age-Friendly Louisville

This initiative works to make Louisville more accessible for all ages. Louisville is one of the World Health Organization's Global Network of Age-Friendly Cities and Communities. This is a community wide effort through not only community members, but Louisville Metro Government, AARP Kentucky, KIPDA, University of Louisville, and the Trager Institute.

15%

Percentage of
Louisville
residents over 65

4 Main Domain Workshops:

- Housing
- Mobility and Access
- Social Participation, Respect, and Inclusion
- Community Support & Health Services



COMMUNITY & ECONOMIC DEVELOPMENT

The Community & Economic Development team of four provide the following services:

- Planning and zoning assistance
- Technical expertise
- Education and training
- Grant assistance
- Community and Economic Development
- Hazard mitigation planning
- Water and wastewater project administration

\$36.6M

Total funds administered

This amount represents the total amount of grants and loans that CED helped administer in FY 2020.

\$60.7 M

Total technical assistance provided

This amount represents the total amount of grants and loans that KIPDA assisted with in FY 2020.

328

Total Water and Wastewater Projects

KIPDA assists systems in the region with creating profiles for water and wastewater infrastructure improvements.



53

Ranked Water and Wastewater Projects

Staff assists the KIPDA Regional Water Management Council with ranking prioritized projects each fiscal year to receive federal funding.

\$318.1 M

Total funding requested for priority projects

KIPDA Climate Change Report

The Community & Economic Development Division partnered with Indiana University's Indiana Climate Fellows program to host an IU student as an intern during the summer of 2020. The fellow conducted extensive research to create a climate change report for KIPDA's Hazard Mitigation counties - Bullitt, Henry, Oldham, Shelby, and Spencer. KIPDA also collaborated with River Hills Economic Development District to create a special climate report for Clark and Floyd counties in Indiana.



Trimble County Homeland Security Grant

During the spring of 2020, KIPDA assisted Trimble County with their application for a KY Homeland Security Grant. In fall of 2020, Trimble County received an award notification from the state. This grant will replace outdated hazmat suits and purchase additional suits for Trimble and Oldham counties. It will address emerging threats and allow for both Trimble and Oldham's hazmat teams to safely respond to local and regional hazards.

\$33,000Homeland
Security Grant

Pandemic Resiliency Planning Award

In the summer of 2020, KIPDA received a \$392,000 award for pandemic related resiliency planning from the Economic Development Administration. This award is a direct result of the Coronavirus Aid, Relief and Economic (CARES) Security Act which authorized EDA to allocate federal dollars to all Economic Development Districts (EDDs), like KIPDA, across the nation. DLG and the ADDS worked collaboratively through their long-standing Partnership Planning program to carefully and strategically apply for these funds. The plans include providing the following Kentucky's local communities: fund regional disaster economic recovery coordinators for a two-year period; develop a disaster resiliency economic plan focused on pandemic recovery and resiliency; improve short- and long-term economic development plans and coordination; provide technical assistance and capacity building for local governments and businesses impacted by COVID-19; and offer organizational support for COVID-19 responses.

\$392,000Pandemic
Resiliency
Planning Award

City of Bedford SRF Loan

The City of Bedford in Trimble County, KY received a State Revolving Fund (SRF) loan for \$909,500 from the Kentucky Infrastructure Authority for their Wastewater System Improvements Project. This loan will be the match for a \$909,500 Community Development Block Grant to pay for the total project cost of \$1,819,000. The project will replace three failing wastewater pump stations, remove a sludge blanket in the bottom of Bedford's wastewater treatment plant's lagoon cells, and will also remove unwanted vegetation and weed trees along the sides of the treatment plant's lagoon.

\$909,500SRF
Loan

MSD Multi Pump Station Project

The Louisville Metropolitan Sewer District (MSD) received a State Revolving Fund (SRF) loan for \$8,270,000 from the Kentucky Infrastructure Authority for their Rosa Terrace, Sanders, Wathen and Sonne Pump Station Project. The pump stations affiliated with this project are some of the most problematic pump stations in Louisville Metro/Jefferson County. The failure of these pump stations have consistently resulted in sanitary sewer overflows (SSOs) and are all located within low to moderate income neighborhoods that continue to struggle economically and house residents that are unable to respond to infrastructure failures on properties that are impacted by the failing pump stations.

\$8.2 MSRF
Loan

TRANSPORTATION

KIPDA serves as the Metropolitan Planning Organization (MPO) for Jefferson, Bullitt, Oldham, Clark and Floyd counties. The MPO is responsible for transportation planning in this area and all federal transportation projects therein must be included in the MPO's Metropolitan Transportation Program (MTP) and Transportation Improvement Program (TIP). KIPDA also provides transportation planning services for the Kentucky Transportation Cabinet (KYTC) in the Area Development District (ADD) Counties of Trimble, Henry, Shelby, and Spencer. FY 2020 funding obligations for transportation improvement projects in the KIPDA region are outlined below.

MPO Projects in Kentucky

\$29.2 M

Obligated Funding for Projects

Federal funds were identified in the MPO TIP and obligated by KYTC to advance 45 projects in Jefferson, Bullitt, and Oldham Counties in FY 2020.



MPO Projects in Indiana

\$148.7 M

Obligated Funding for Projects

Federal funds were identified in the MPO TIP and obligated by INDOT to advance 59 projects in Clark and Floyd Counties in FY 2020.



*KIPDA staff supported the Kentucky Transportation Cabinet's Regional Transportation Planning Program by collecting data, working with local governments and the public to identify transportation needs and proposed improvement projects, and contributing to the Strategic Highway Investment Formula for Tomorrow (SHIFT) Project Prioritization Process.



ADD Projects

\$25.0 M

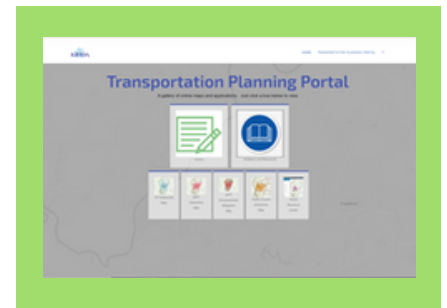
Obligated Funding for Projects

KYTC obligated federal funds for 15 projects and state funds for 24 projects in Trimble, Henry, Shelby, and Spencer Counties.*

Improved Planning Portal

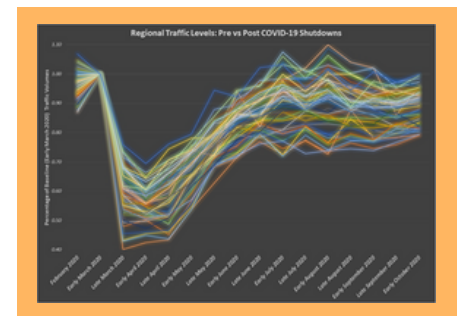
KIPDA Transportation launched an updated Transportation Planning Portal in April 2020 to continue the transition to online forms and consolidate resources in one place. The updated Portal houses forms for project information, funding applications, and project management, in addition to announcements for new funding and MTP or TIP amendments. The new process for submitting project information allows project and program sponsors to utilize the same data sets to complete their project applications. This information provides staff with a more robust understanding of how projects may address issues in the region and contribute toward KIPDA's performance targets.

The Portal also provides access to KIPDA's interactive mapping products. The newly upgraded Online Resource Center allows users to easily view data layers used in KIPDA's planning analyses. Other interactive maps are available to explore traffic counts, MTP and TIP projects, and environmental mitigation issues in the region.



StreetLight Data

KIPDA's regional subscription to the StreetLight platform has allowed our Transportation Planners to perform a variety of in-depth traffic analyses at both the regional and project levels in 2020. The regional analyses have included tracking the travel related impacts of the COVID-19 Pandemic and updating the travel demand model using data from StreetLight that will replace a traditional household travel survey at a fraction of the cost. At the project level, KIPDA's StreetLight subscription gives planners the ability to supplement the traditional traffic forecasts and estimates that KIPDA regularly provides with detailed origin-destination data along with traffic estimates on virtually any public road. KIPDA Transportation Planners look to expand their capabilities in 2021 as they employ Streetlight for the first time in the development of the next Metropolitan Transportation Plan (MTP).



Updated Plans

2040 MTP



Coordinated Plan



FY 20-25 TIP



Connecting Kentuckiana 2040 MTP & FY2020-2025 TIP

In February 2020, the Transportation Policy Committee (TPC) adopted the new Connecting Kentuckiana 2040 (CK 2040) Metropolitan Transportation Plan (MTP) and the Fiscal Year (FY) 2020 – 2025 Transportation Improvement Program (TIP). The adoption of these documents is always a major milestone for any metropolitan planning organization (MPO).

The CK 2040 MTP identifies a 20-year vision of transportation-related needs and project-specific surface transportation investments through the year 2040 in the Louisville/Jefferson County, KY-IN Metropolitan Planning Area (MPA), which includes Bullitt, Clark, Floyd, Jefferson, Oldham and portions of Harrison and Shelby counties. The MTP must be updated every four years and include transportation projects that are regionally significant and/or utilize federal transportation funds.

With an emphasis on improving connectivity, CK 2040 identifies improvements to roadways and interstates, public transit and ridesharing, bicycle, and pedestrian facilities. One of the improved features of CK 2040 MTP is a strong focus on performance-based planning to better link investment strategies to the goals and targets approved by the TPC. A strong data component also influenced the development of the MTP to help the TPC better understand where people are going and to see where safety, maintenance, congestion, access, and connectivity issues exist in the transportation system. The Online Resource Center found on the Transportation Planning Portal of KIPDA's website provides an interactive map to view this data and the CK 2040 MTP projects.

The FY 2020 – 2025 TIP is the short-range fiscal programming document that advances many of the projects found in the CK 2040 MTP. The TIP contains information about regionally significant and federally funded transportation projects including the scope, the phases that will receive funding, the estimated project cost and the type of funding that will be used. The TIP, which must be updated every two years, is fiscally constrained. TIP projects must be consistent with CK 2040. Along with the enhanced linkage to performance-based planning, the TIP was expanded from four to six years to allow for longer term project planning.

Approved by the TPC, the TIP is a clear example of the collaborative transportation planning process that is key to the MPO efforts. The cumulative cost of needed improvements outweighs the available financial resources. Therefore, the planning partners who operate within the structure of the MPO and at the direction of the TPC, must work together to advance projects and introduce transportation related benefits to the community.

To increase transparency and improve access to transportation related information, both the CK 2040 MTP and the FY 2020 – 2025 TIP project maps, housed on KIPDA's website, have enhanced interactive capabilities.

Ride Share Snapshots



2,759

Participants



66

Vanpools



175

**Company work
sites on file**



\$4,875,208

**Reduction in
Commuting Cost**



108 Tons

**Reduction in
Carbon Monoxide**



19,501,416

**Reduction in Vehicle
Miles Traveled**



[Commuters](#)

[Employers](#)

[What is RideShare?](#)

[Options](#)

[FAQ](#)

Every Commute Counts COVID-19 Response

The KIPDA Regional Rideshare Program, Every Commute Counts, has been impacted by the COVID-19 pandemic, like so many other organizations and businesses. Prior to the pandemic, the program had 66 active vanpools, and was planning on a big year due to the recent rebrand that started the previous year. In mid-March, that changed with COVID-19. All in-person events were cancelled, and all but 11 vanpools were temporarily suspended as most vanpool members were moved to telework. The Every Commute Counts team adapted by assisting vanpoolers with membership suspensions, servicing vans, and reaching out to our registered commuters and the community at large to promote telework and provide guidance on how best to transition to working from home as it was unfamiliar to so many of us.

As a result of outreach, the number of persons registered and logging their commute, including telecommuting, grew. The team was also successful in securing access to CARES Act funding, if needed, for FY 2021. By the end of FY 2020, 22 vanpools were active, serving essential workers in federal and manufacturing sectors. The Every Commute Counts program will continue to promote all forms of rideshare: vanpool, carpool, transit, bicycling, walking, condensed work weeks, and telework during this difficult time, with an emphasis on safety and personal comfort.



Geographic Information Services

GIS Division

KIPDA has a dedicated staff of GIS professionals working to support the agencies spatial data needs and planning efforts with mapping, spatial analysis, inventories, and field data collection. The GIS staff also collects and corrects GPS data for various projects. The staff provides GIS technical assistance to the planning staff of all KIPDA divisions and the counties that make up the KIPDA region.





GIS Services

- Interactive Online Mapping
- Transportation Planning Data
- Planning and Zoning Mapping
- Comprehensive Plan Mapping Project
- Regional Land Use Map
- Utility Mapping (Water/Wastewater)
- Project location maps for grants
- Natural Hazards Mitigation
- Bicycle/Pedestrian Facility Inventory
- City Boundary Updates
- Magisterial District Reapportionment
- Redistricting of Voting Districts
- School Board Updates
- Fire Station Service Districts

GIS Snapshot

KIPDA GIS staff, in conjunction with the CEDS department, are creating a storm water asset database for the City of Shepherdsville. KIPDA staff are in the field collecting features such as storm drains, pipes, collection basins, head walls, ditches and more. The data being collected will be a valuable asset for city planning and engineering efforts. The project should be completed by fall 2021.



FINAL THANKS TO OUR 2020 COMMITTEES

Aging & Disability Advisory Council

Regional Planning Council

Regional Water Management Council

Regional Transportation Council

Transportation Policy Committee

Transportation Technical Coordinating Committee

