

Quarterly Project Summary Report

Project Description: CR 2 @ CR 12 Intersection Improvement

LPA: Sample County
County: Sample
District: La Porte
Des # 0000000
Quarter: 2nd

ERC: John Smith
Email: john.smith@samplecounty.gov
Phone No.: (555) 555-5555
Project Category: Intersection Improvement
State Fiscal Year: 2011 (SFY is July 1 - June 30)

FUNDING AVAILABLE

	Primary	Secondary	Other	Total	Federal Fund (Shortfall) / Surplus
Funding Type	Grp II STP				\$ (217,600.00) 67%
Federal Available	\$ 1,100,000.00			\$ 1,100,000.00	Apply for Additional Funds on:
Eligible %	80%				
Total 100%	\$ 1,375,000.00			\$ 1,375,000.00	

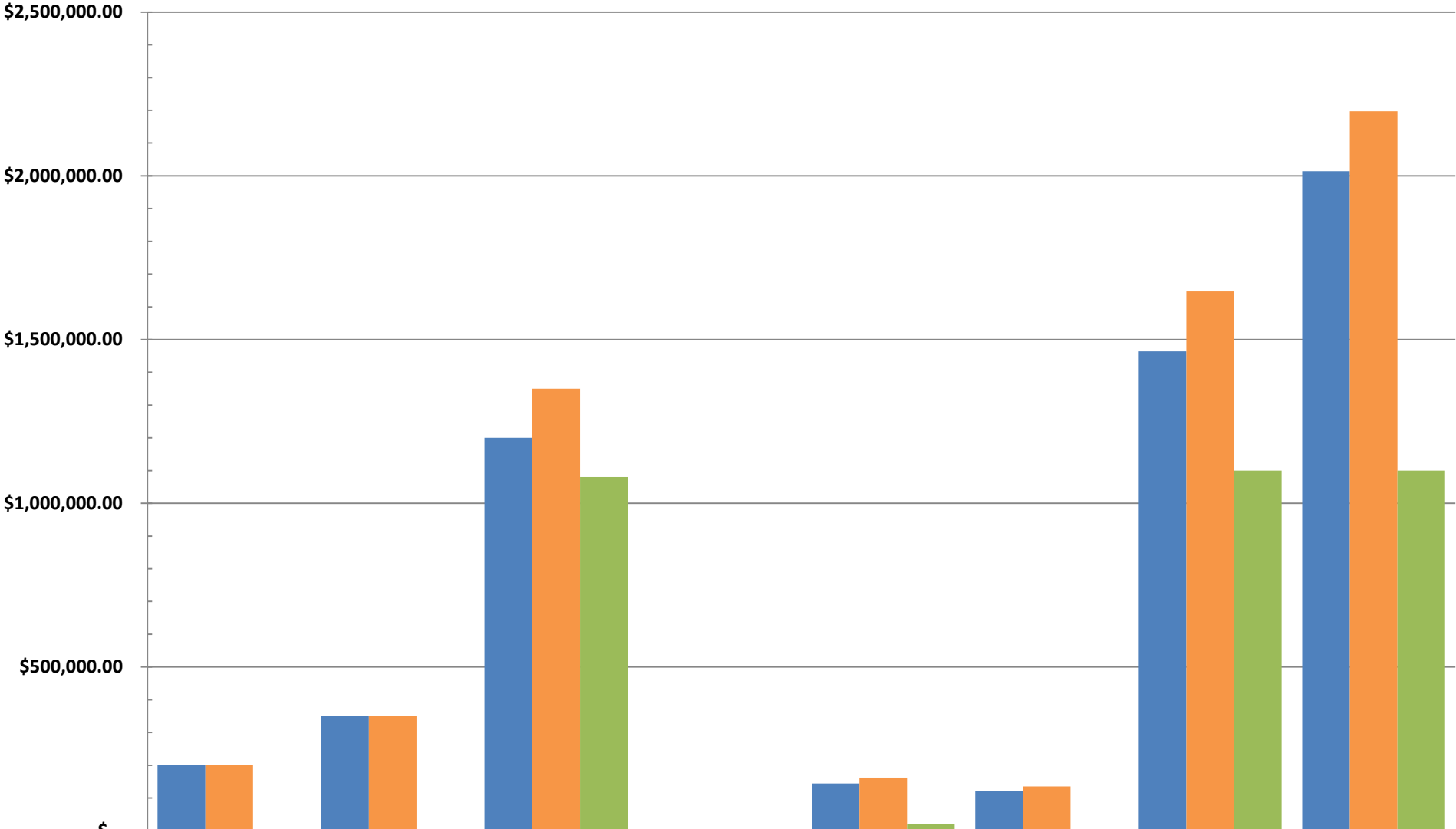
	Original Est. 100%	Updated Est. 100%	Difference		Federal Available	Local
a. PE	\$ 200,000.00	\$ 200,000.00	\$ -	No Change	\$ -	\$ 200,000.00
b. ROW Acq.	\$ 350,000.00	\$ 350,000.00	\$ -	No Change	\$ -	\$ 350,000.00
c. CONST	\$ 1,200,000.00	\$ 1,350,000.00	\$ 150,000.00	Increased Est.	\$ 1,080,000.00	\$ 270,000.00
d. Credits (if any)	\$ -	\$ -	\$ -	No Change	\$ -	\$ -
e. CE	\$ 144,000.00	\$ 162,000.00	\$ 18,000.00	Increased Est.	\$ 20,000.00	\$ 142,000.00
f. Contingency	\$ 120,000.00	\$ 135,000.00	\$ 15,000.00	Increased Est.	\$ -	\$ 135,000.00
Total CONST (c-f)	\$ 1,464,000.00	\$ 1,647,000.00	\$ 183,000.00	Increased Est.	\$ 1,100,000.00	\$ 547,000.00
Total Project Cost	\$ 2,014,000.00	\$ 2,197,000.00	\$ 183,000.00	Increased Est.	\$ 1,100,000.00	\$ 1,097,000.00

MILESTONES

	Actual		Actual Days	LPA Initiative Days	Progress	Difference (Days)
	Start Date	Completion Date				
In TIP	3/1/2009					
Consultant Selection	03/01/2009	04/30/2009	60	120	Ahead of Schedule	60
Data Collection	04/01/2009	06/30/2009	61	45	Delayed	-16
Preliminary Eng.	07/01/2009	10/30/2009	122	45	Delayed	-77
Stage 1 Design	08/01/2009	12/31/2009	62	105	Ahead of Schedule	43
Stage 2 Design	02/01/2010	02/28/2010	59	125	Ahead of Schedule	66
Environmental Approval	02/01/2010	03/30/2010	30	30	No Change	0
Right of Way Plans	09/01/2009	03/30/2010	0	30	Ahead of Schedule	30
Land Acquisition	06/01/2010				No Change	0
Stage 3 Design	06/01/2010				No Change	0
Final Plan Package					No Change	0
Contracts Bid Letting					No Change	0
Est. Letting Date		04/01/2011	394	500	Ahead of Schedule	106

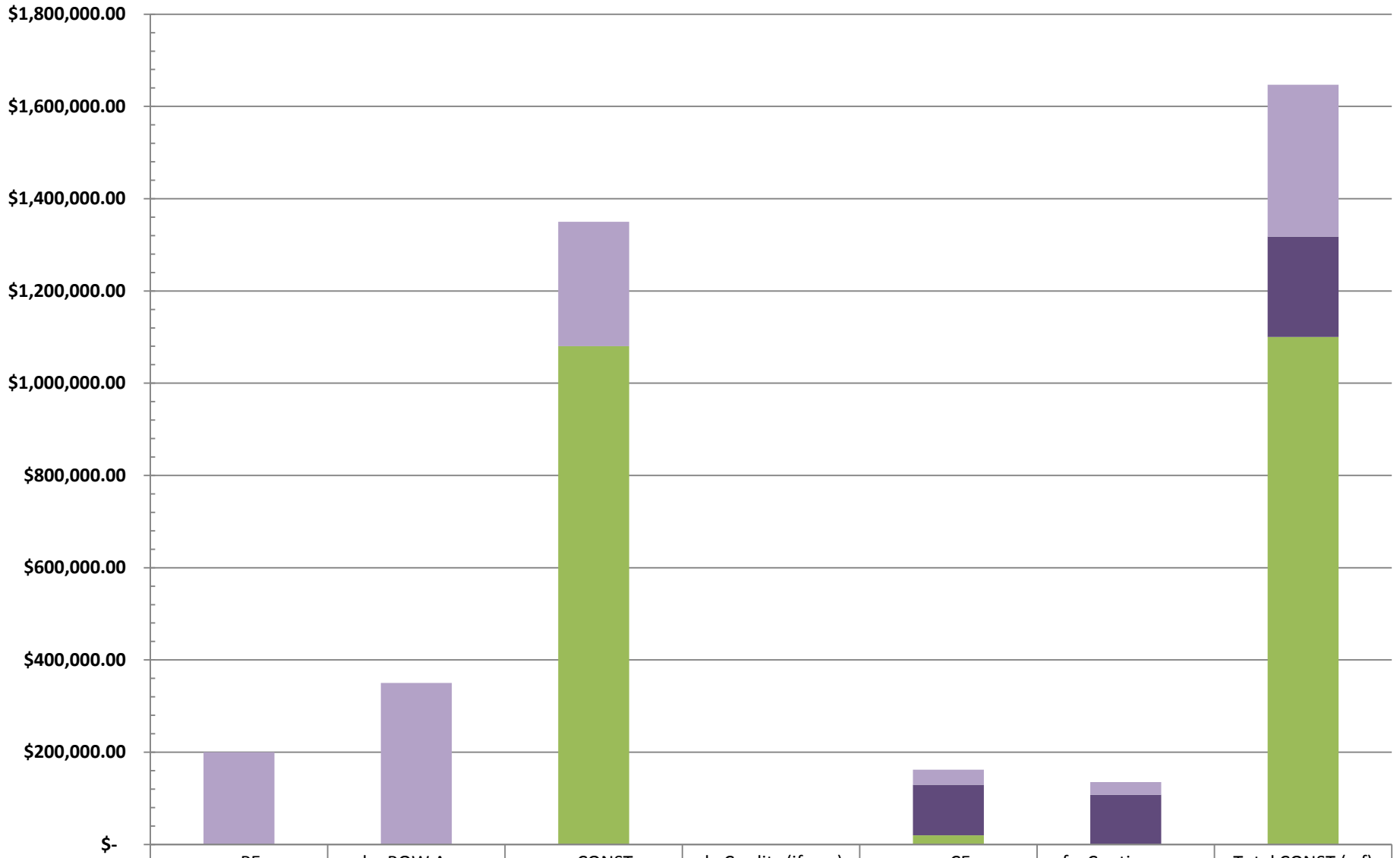
Comments:

Updated Project Budget



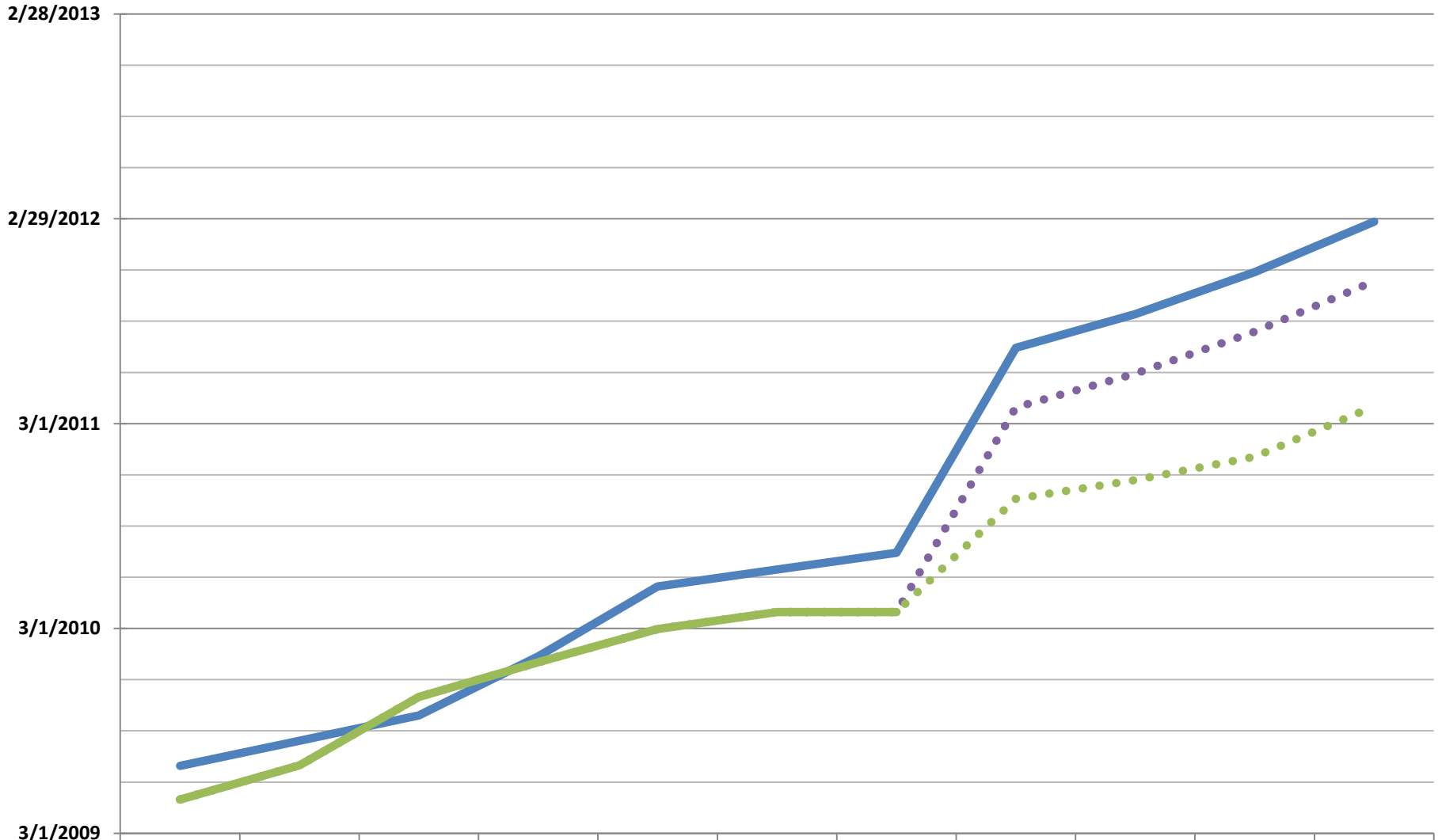
	a. PE	b. ROW Acq.	c. CONST	d. Credits (if any)	e. CE	f. Contingency	Total CONST (c-f)	Total Project Cost
■ Original Est. 100%	\$200,000.00	\$350,000.00	\$1,200,000.00	\$-	\$144,000.00	\$120,000.00	\$1,464,000.00	\$2,014,000.00
■ Updated Est. 100%	\$200,000.00	\$350,000.00	\$1,350,000.00	\$-	\$162,000.00	\$135,000.00	\$1,647,000.00	\$2,197,000.00
■ Federal Available	\$-	\$-	\$1,080,000.00	\$-	\$20,000.00	\$-	\$1,100,000.00	\$1,100,000.00

Federal Budget Share



	a. PE	b. ROW Acq.	c. CONST	d. Credits (if any)	e. CE	f. Contingency	Total CONST (c-f)
Minimum Local Match	\$200,000.00	\$350,000.00	\$270,000.00	\$-	\$32,400.00	\$27,000.00	\$329,400.00
Federal Shortfall	\$-	\$-	\$-	\$-	\$109,600.00	\$108,000.00	\$217,600.00
Current Federal Available	\$-	\$-	\$1,080,000.00	\$-	\$20,000.00	\$-	\$1,100,000.00
Total Costs	\$200,000.00	\$350,000.00	\$1,350,000.00	\$-	\$162,000.00	\$135,000.00	\$1,647,000.00

Milestone Progression Comparison



	Consultant Selection	Data Collection	Preliminary Eng.	Stage 1 Design	Stage 2 Design	Environmental Approval	Right of Way Plans	Land Acquisition	Stage 3 Design	Final Plan Package	Contracts Bid Letting
LPA Initiative	6/29/2009	8/13/2009	9/27/2009	1/10/2010	5/15/2010	6/14/2010	7/14/2010	7/14/2011	9/12/2011	11/26/2011	2/24/2012
Projected	4/30/2009	6/30/2009	10/30/2009	12/31/2009	2/28/2010	3/30/2010	3/30/2010	3/30/2011	5/29/2011	8/12/2011	11/10/2011
Consultant Est.	4/30/2009	6/30/2009	10/30/2009	12/31/2009	2/28/2010	3/30/2010	3/30/2010	10/18/2010	11/20/2010	1/1/2011	4/1/2011
Actual	4/30/2009	6/30/2009	10/30/2009	12/31/2009	2/28/2010	3/30/2010	3/30/2010				

Project Milestone Timeline

■ LPA Initiative ■ Actual

